

## Product Features

The HG Series HGC magnetic contactor is a motor protection control solution that can be applied to a variety of industrial facilities with robust durability and improved insulation performance.

## User Convenience

- User-centered Design
- Compact Product and Convenient Wiring/Compatibility
- Various Auxiliary Contacts

## Improve Product Design

- 30 % reduction in horizontal size compared to other products

## Technical Characteristics

- Optimized Structure
- IEC Standard
- Apply Foreign Material Prevention Cover

## Product Reliability

- Quality Stabilization
- Specialized Design and Product Structure
- Various environmental tests are conducted through the Quality Reliability Center



Essential for Today  
Potential for Tomorrow

## HYUNDAI ELECTRIC

### KOREA

<b>Headquarter</b> (Financial)	Hyundai Bldg, 75, Yulgok-ro, Jongno-gu, Seoul, Korea Tel: +82-2-746-7646 / Fax: +82-2-746-7441
<b>Sales &amp; Marketing</b> (Seongnam)	5th Floor 55, Bundang-ro, Bundang-gu, Seongnam-si, Gyeonggi-do, Korea Tel: +82-31-8006-6780 / Fax: +82-31-8006-6898
<b>Main Factory</b> (Ulsan)	700, Bangeojinsunhwan-doro, Dong-gu, Ulsan, Korea Tel: +82-52-202-8114 / Fax: +82-52-202-8010
<b>Seonam Factory</b> (Ulsan)	223, Sapyong-ro, Nam-gu, Ulsan, Korea Tel: +82-52-202-8114
<b>R&amp;D Center</b> (Yongin)	17-10, Mabuk-ro 240beon-gil, Mabuk-ro, Giheung-gu, Yongin-si, Korea Tel: +82-31-289-5114 / Fax: +82-31-289-5040

### OVERSEAS

#### Branch Offices

<b>U.S.A</b> (Atlanta)	6100 Atlantic Boulevard, 2nd FL., Norcross, GA30071, U.S.A Tel: +1-678-823-7839 / Fax: +1-678-823-7553
<b>Japan</b> (Osaka)	5th Floor Nagahori Plaza Bldg, 2-4-8 Minami Senba, Chuo-ku, Osaka 542-0081, Japan Tel: +81-6-6261-5766-7 / Fax: +81-6-6261-5818
<b>Saudi Arabia</b> (Riyadh)	Office number 404, 4th floor, Akaria-3 building, Olaya street, P.O Box 8072, Riyadh, 11482, Kingdom of Saudi Arabia Tel: +966-11-464-4696, 9366 / Fax: +966-11-462-2352
<b>Russia</b> (Moscow)	World Trade Center, Ent.3, #703, Krasnopresnenskaya Nab.12, Moscow, 123610, Russia Tel: +7-495-258-1381
<b>U.A.E</b> (Dubai)	Unit 205, Emaar Square Building No.4 Sheikh Zayed Road, Dubai 252458, U.A.E Tel: +971-4-425-7995 / Fax: +971-4-425-7996
<b>Germany</b> (Frankfurt)	Mendelssohn strabe 55-59 Frankfurt 60325, Germany Tel: +49-69-4699-4988
<b>Thailand</b> (Bangkok)	19th Floor, Unit 1908, Sathorn Square Office Tower, 98 North Sathorn Road, Silom, Bangrak, Bangkok 10500, Thailand Tel: +66-02-115-7920 / Fax: +66-2-115-7898

#### Subsidiaries

<b>U.S.A</b> (Alabama)	215 Folmar Parkway, Montgomery, AL 36105, U.S.A Tel: +1-334-481-2000 / Fax: +1-334-481-2098
<b>Bulgaria</b> (Sofia)	41, Rojen Blvd., 1271 Sofia, Bulgaria Tel: +359-2-803-3200, 3210, 3220 / Fax: +359-2-803-3203, 3242
<b>China</b> (Yangzhong)	No.9, Xiandai Road, Ximba Scientific and Technologic Zone, Yangzhong, Jiangsu, P.R.C. Zip:212212, China Tel: +86-511-8842-0666, 0500 / Fax: +86-511-8842-0668, 0231
<b>India</b> (Anantapur)	5-289-4, Near Aimuktheeshwara Temple, Penukonda Mandal, Penukonda, Anantapur Dist, Andhrapradesh-515110, India Tel: +91-93982-5137

#### R&D Centers

<b>Hungary</b> (Budapest)	Hyundai Technologies Center Hungary Ltd., 1146, Budapest, Hermina ut 22, Hungary Tel: +36-1-273-3733 / Fax: +36-1-220-6708
<b>China</b> (Shanghai)	Room 10102, Building 10, No.498, Guoshoujing Road, Pudong, Shanghai, China Tel: +86-21-5013-3393 #108 / Fax: +86-21-5013-3393 #105
<b>Switzerland</b> (Zurich)	Hardturmstrasse 135, CH-8005, Zurich, Switzerland Tel: +41-44-527-0-56

www.hyundai-electric.com

H&E1051\_20191202

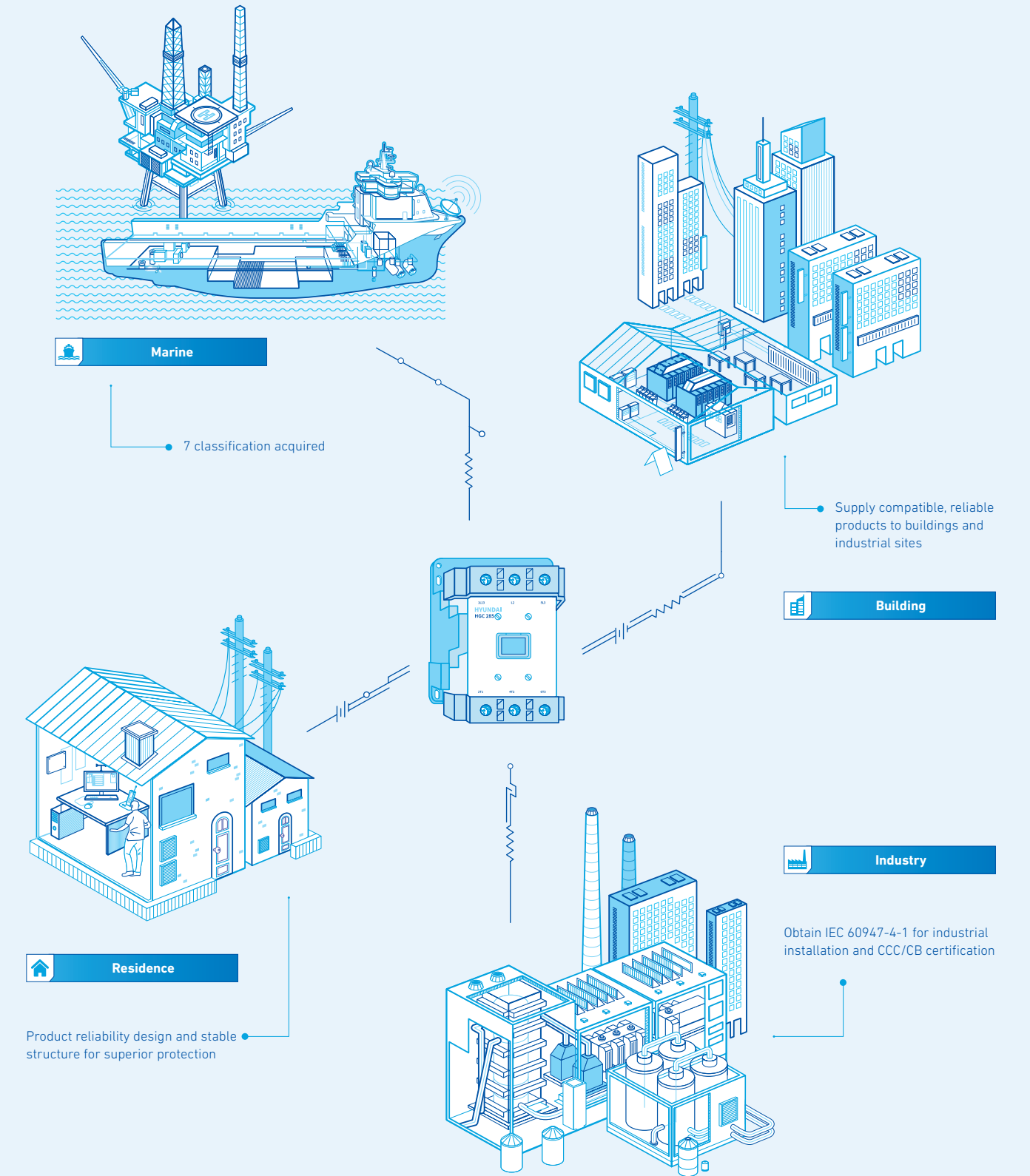


## HGC, HGT Magnetic Contactors & Overload Relay

HYUNDAI ELECTRIC

## HGC, HGT Type Magnetic Contactors & Overload Relay

Applicable to Various Location



# Overview

## Magnetic Contactor

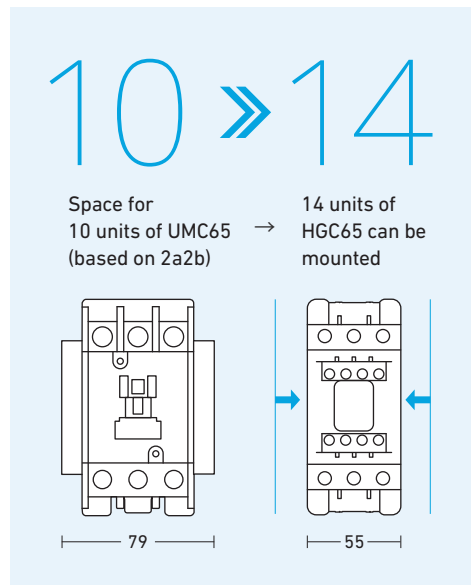


**Compact Type**

HGC9B ~ 40B : 1a

**Standard Type**

HGC9 ~ 40 : 1a1b or 2a2b  
HGC50 ~ 100 : 2a2b



## Acquired Standards and Certifications

- CB Certification (KTC) : IEC 60947-4-1
- CE Mark
- CCC Certification
- Vessel Certification : LR, ABS, KR, BV, DNV-GL, NK, RINA



## External Structure

### Protection Cover

- The front of the operating mechanism is protected by a transparent cover so that the set current value and the reset operation method cannot be manipulated by object.



### Test Button

- Pressing the test button during emergency stop during motor operation will open the contact with the magnetic contactor and stop the motor.
- When testing the contact operation of the thermal overload relay, if the test button is pulled up, the contact switching is made so that rapid test is possible.

### Current Setting Knob

- The rated current setting can be set in 3 stages by using the +/-screw driver.

# Model Selection Table

## Magnetic Contactor Standard Type : 9 ~ 100 AF

Model Name	HGC9	HGC12	HGC18	HGC25	HGC32	HGC40	HGC50	HGC65	HGC75	HGC85	HGC100	
IEC 60947-4												
Rated Insulation Voltage [Ui]	V			V			V		V		V	
Rated Operational Voltage [Ue]	V			V			V		V		V	
Rated Impulse Withstand Voltage [Uimp]	kV			kV			kV		kV		kV	
Rated Thermal Current Ith (AC1)	A			A			A		A		A	
200 ~ 240 V	2.5/9	3.5/12	4.5/18	5.5/25	7.5/32	11/40	15/50	18.5/65	22/75	25/85	30/100	
380 ~ 440 V	4/9	5.5/12	7.5/18	11/25	15/32	18.5/40	22/50	30/65	37/75	45/85	55/100	
500 ~ 550 V	kW/A											
460 ~ 490 V	4/6	7.5/9	7.5/9	15/17	18.5/20	22/23	30/28	33/35	37/42	45/45	50/65	
1,000 V	-											
Lifespan	Electrical	10,000 times		250		200		200		200		
	Mechanical	1,500		1,500		1,500		1,500		1,000		
200 ~ 240 V	kW/A											
380 ~ 440 V	2.2/6	4/9	4/11	5.5/13	7.5/17	11/24	15/32	22/47	25/52	30/62	33/68	
Electrical Lifespan	10,000 times		3		3		3		3		3	
Mounting Method	Screw & Rail Mounting			Screw & Rail Mounting			Screw & Rail Mounting		Screw & Rail Mounting			
Auxiliary Contact												
AC	1N01NC or 2N02NC			1N01NC or 2N02NC			2N02NC		2N02NC			
Standard AC (B Type)	1N0											
DC	1N01NC or 2N02NC			1N01NC or 2N02NC			1N01NC		2N01NC			
Additional AC	2N02NC			2N02NC			2N02NC		2N02NC			
DC	2N02NC			2N02NC			1N01NC		1N01NC			
Dimensions												
AC	45×94.2×91.1			45×99.6×96.6			55×123.6×129		70×146×153			
AC (B Type) W×H×D	mm			45×75×86			54×84×92		55×123.6×129		70×146×153	
DC	45×94.2×124			45×99.6×129.5			55×123.6×129		70×146×153			

## Thermal Overload Relay Standard Type : 18 ~ 100 AF

Model Name (Basic)	HGT18	HGT40	HGT65	HGT100
3-Pole, 2 Element	HGT18H	HGT40H	HGT65H	HGT100H
3-Pole, 2 Element (Loss Phase Protection)	HGT18K	HGT40K	HGT65K	HGT100K
Setting Current (Min. ~ Max.)	A			
Auxiliary Contact	1N01NC			
Reset Method	Manual/Auto			
Dimensions	W×H×D			
	45×78.2×82.7	45×80.7×95.5	55×89.3×110.7	70×105×128.1

## 115 ~ 800 AF

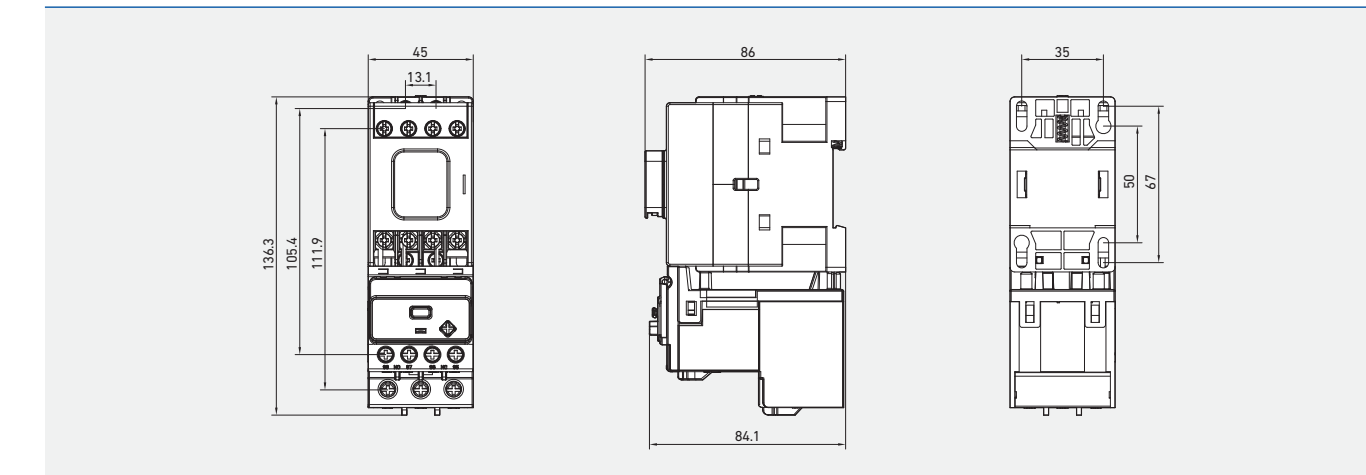
Standard Type : 9 ~ 100 AF										Compact Type : 9B ~ 40B AF									
HGC115	HGC130	HGC150	HGC185	HGC225	HGC265	HGC300	HGC400	HGC500	HGC630	HGC800	HGC9B	HGC12B	HGC18B	HGC25B	HGC32B	HGC40B			
1,000	1,000	1,000	1,000	1,000	1,000	1,000	1,000	1,000	1,000	1,000	800	800	800	800	800	800			
1,000	1,000	1,000	1,000	1,000	1,000	1,000	1,000	1,000	1,000	1,000	690	690	690	690	690	690			
8	8	8	8	8	8	8	8	8	8	8	6	6	6	6	6	6			
160	180	210	275	315	350	400	500	550	750	900	25	30	40	45	55	60			
37/115	40/130	45/150	55/185	75/225	80/265	90/300	125/400	140/500	190/630	220/800	2.5/9	3.5/12	4.5/18	5.5/25	7.5/32	11/40			
60/115	65/130	75/150	90/185	132/225	147/265	160/300	220/400	250/500	330/630	440/800	4/9	5.5/12	7.5/18	11/25	15/32	18.5/40			
59/100	70/120	90/140	110/180	132/200	150/225	200/273	250/300	300/426	330/500	500/720	4/7	7.5/12	8.5/13	15/22	18.5/28	22/32			
55/65	75/82	90/120	110/120	132/150	160/173	200/220	250/300	335/360	400/412	500/630	4/6	7.5/9	7.5/9	15/17	18.5/20	22/23			
65/50	75/54	90/66	110/78	132/96	160/113	200/141	250/178	275/192	300/213	400/284	-	-	-	-	-	-			
100	100	100	100	100	100	100	100	50	50	50	140	140	140	120	120	120			
500	500	500	500	500	500	500	500	500	500	500	1,000	1,000	1,000	800	800	800			
19/80	22/93	30/125	37/150	45/185	50/200	55/220	75/300	90/350	110/400	140/630	1.5/8	2.2/11	3.7/16	3.7/18	4.5/22	5.5/25			
37/75	45/90	55/110	75/150	90/185	102/200	110/220	150/300	175/350	200/400	300/630	2.2/6	4/9	4/11	5.5/13	7.5/17	11/24			
3	3	3	3	3	3	3	3	3	3	3	3	3	3	3	3	3			
Screw Mounting			Screw Mounting			Screw Mounting			Screw Mounting			Screw & Rail Mounting			Screw & Rail Mounting				
2N02NC			2N02NC			2N02NC			2N02NC			1N01NC or 2N02NC			1N01NC or 2N02NC				
2N02NC			2N02NC			2N02NC			2N02NC			2N02NC			2N02NC				
103×155×145.1			138×204×174.2			163×243×203			276×314×255.3			45×94.2×91.1			45×99.6×96.6				
			138×204×174.2			163×243×203			276×314×255.3			45×75×86			54×84×92				
												45×94.2×124			45×99.6×129.5				

## 150 ~ 800 AF

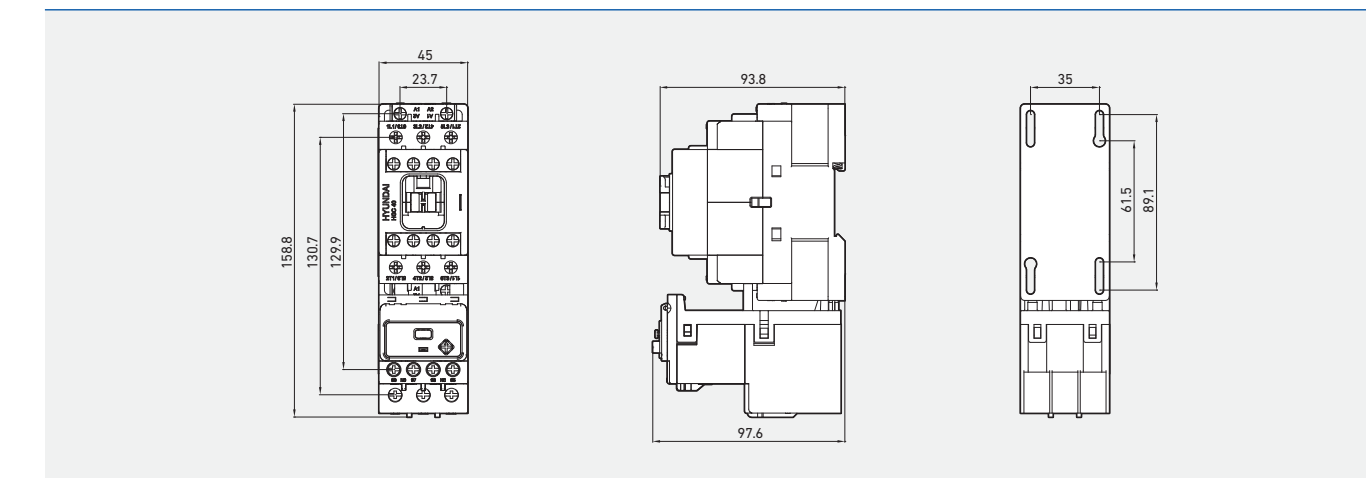
Standard Type : 18 ~ 100 AF						Compact Type : 18B ~ 40B AF					
HGT150	HGT265	HGT500	HGT800	HGT18B	HGT40B						
HGT150H	HGT265H	HGT500H	HGT800H	HGT18BH	HGT40BH						
HGT150K	HGT265K	HGT500K	HGT800K	HGT18BK	HGT40BK						
48 ~ 150	48 ~ 265	90 ~ 150	378 ~ 800	0.12 ~ 0.18	7 ~ 40						
1N01NC	1N01NC			1N01NC	1N01NC						
Manual/Auto	Manual/Auto	Manual/Auto	Manual/Auto	Manual/Auto	Manual/Auto						
180×159×179.3	180×185×179.3	180×205.2×179.3	245×197×209.9	45×78.2×82.7	45×80.7×95.5						

# Dimensions

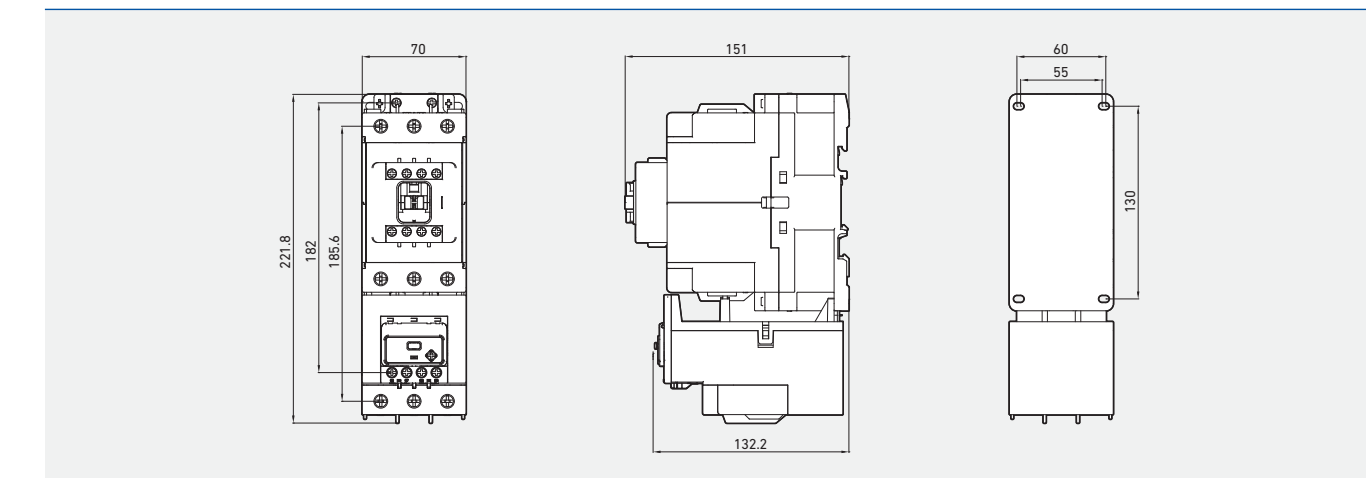
## HGC18B + HGT18B



## HGC40 + HGT40



## HGC100 + HGT100



※: Please refer to HGC catalog for Order codes and additional Dimensions.